



DUNGARVAN
PRECISION
ENGINEERING

**CLASSIC GRANDSTAND
STADIUM SEATING
SYSTEMS**





The DPE Classic Grandstand is a modular seating solution for sports grounds, The system is available in 50 or 75 seat units which can be joined together to create larger banks. The units are fixed down onto a concrete base.

Features and Benefits

- Fully welded steel construction.
- Fitted out with spectator seats to FIFA/ UEFA requirements.
- Galvanised seat frames for improved weather resistance.
- Optional wheelchair positions available.
- Sides can be fitted with rails, full cladding or partial cladding with perspex above.
- Seat colour, cladding colour and metalwork finish can all be chosen from our range; of colours to suit all needs.

Chair Specification

Seat and Backrest

Injection moulded UV stabilised polypropylene in black, white, red, green, riviera blue, royal blue. Includes recess in seat and back for seat number.

Chair Frame

25 x 25 x 2mm SHS and 5mm mild steel plate to standards as per structural steelwork below. Fully galvanised finish. LOPE tube end plugs.

Seat Tip Up Mechanism

Gravity mechanism with 10mm diameter mild steel pivot pin and stopper pin.

Deck

6mm steel checker plate to BS EN 10025: 1993 S275.

Structural Steelwork

Welded steel structure consisting of:

Trusses	80 x 80 x 5mm SHS (end trusses) 120 x 80 x 5mm RHS (central trusses) 40 x 40 x 4mm SHS
----------------	--

Horizontal Members and Cross Braces

40 x 40 x 4mm SHS

Gusset Plates 5mm mild steel plate

Floor Plates 10mm mild steel plate

Side Rail 60 x 60 x 5mm SHS

40 x 40 x 4mm SHS

Finished with zinc phosphate primer and gloss top coat. Standard colour: black; other RAL colours on request at additional cost.

Optional galvanising of steel structure and deck available.

Cladding

Hot dip galvanised zinc coated steel sheet to BS EN 10147 with 25 micron polyester coating, on galvanised substrate.

Fixed to structure with zinc coated self tapping screws with HOPE end caps.

Butyl sealant strips between adjoining cladding boards to prevent water ingress.

Finish: Internal finish in cream . External finish in choice of finishes.

Options and Accessories

Accessories

- Seat numbers.
- Wheelchair cutout in front platform.
- Side options: rails, cladding or cladding below with 8mm Lexan perspex above.



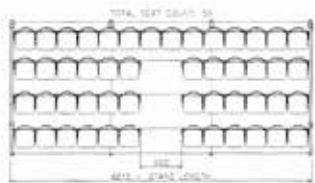
DPE Classic Grandstand - Layout Options

The units shown can be used alone or joined together to form banks.


Premier 50 and Premier 75 units only are shown. Configurations for Premier 42 and Premier 58 are available on request.

Units with no wheelchair cutout

DPE CLASSIC 50A

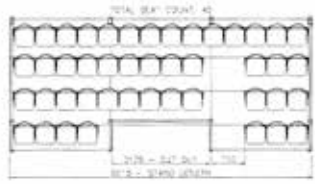


DPE CLASSIC 75A




Units with central wheelchair cutout and right hand aisle*

DPE CLASSIC 50B



DPE CLASSIC 75B



DPE Classic Grandstand - Seating Colours



Riviera Blue



Royal Blue



Green



Red



White



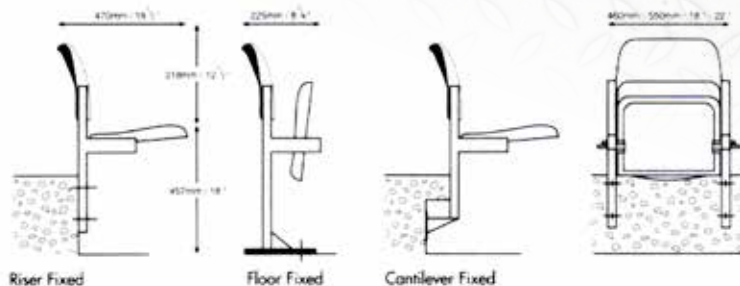
Black

This electronic swatch is for general guidance only. DPE reserves the right to alter the colours offered at any time and without prior notice.

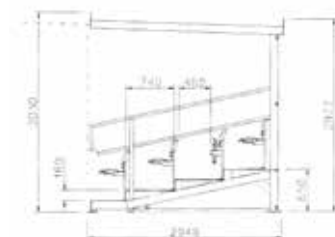
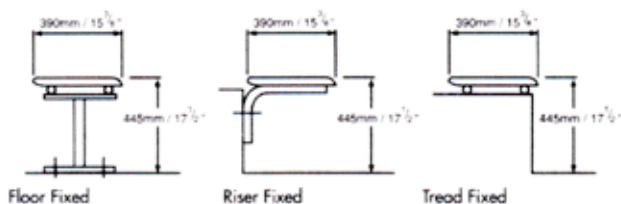
DPE Ltd reserves the right to change the design, specification or price of products without prior notice.

DPE CLASSIC GRANDSTAND Seating Specification

Examples of frame fixing Tip Up Seat



Examples of frame fixing Concourse Seat



Side elevation.



CLASSIC GRANDSTAND STADIUM SEATING SYSTEMS



Dungarvan Precision Engineering Ltd.

Old Creamery,
Cappagh, Dungarvan,
Co. Waterford

Colin Gleeson 087 647 7639
Eoin Sheehan 083 425 3768

058 68 804
info@dpe.ie
www.dpe.ie

This project has been part funded by the Waterford Leader Partnership Ltd.



Comhpháirtíocht Leader Waterford Leader
Phort Láirge Partnership